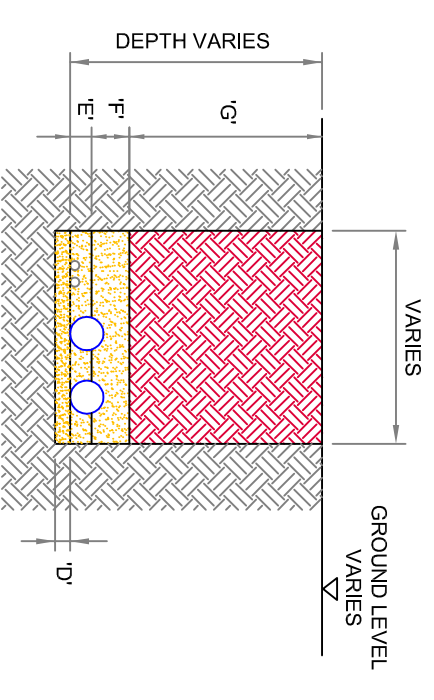
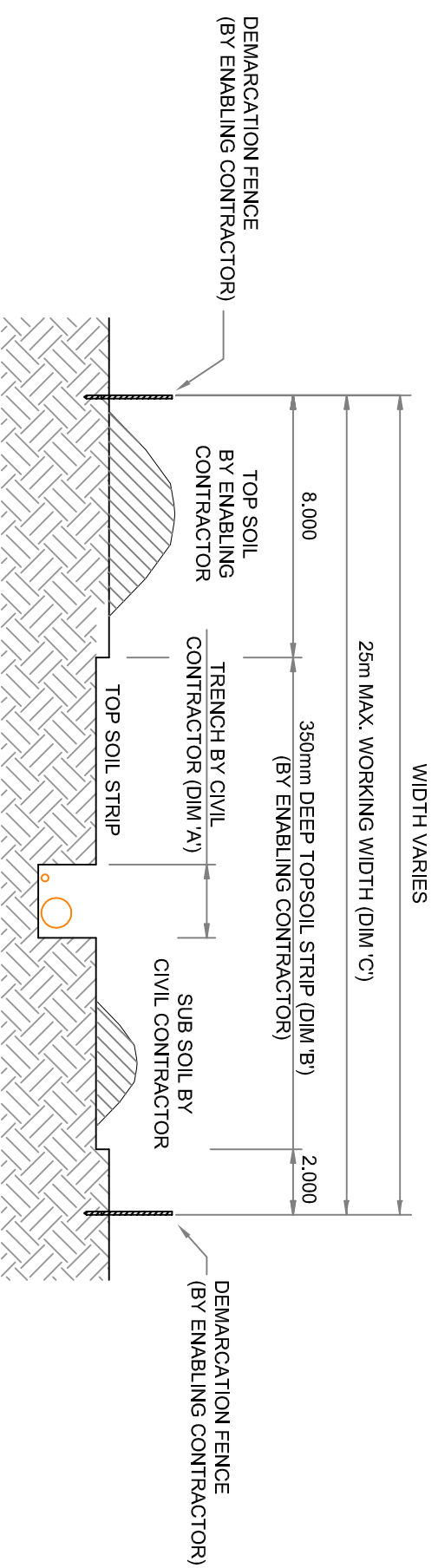


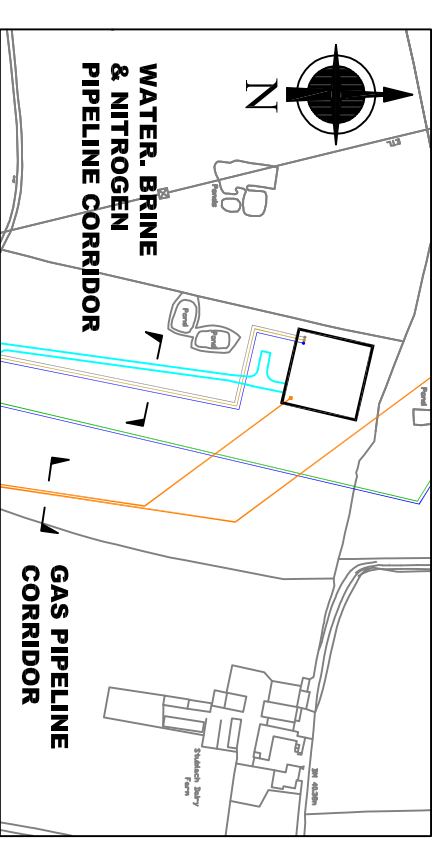
TYPICAL SECTION FOR WATER, BRINE & NITROGEN PIPES
1:200



CORRIDOR / TOP SOIL STRIP / TRENCH WIDTHS
 DIM 'A' = TO BE CONFIRMED BY CIVIL CONTRACTOR
 DIM 'B' = TO BE CONFIRMED BY CIVIL CONTRACTOR
 DIM 'C' = TO BE CONFIRMED BY KEUPER GAS STORAGE LIMITED



TYPICAL SECTION FOR GAS PIPES
1:200



'D' = 100mm SELECTED FILL BEDDING, IMPORTED AND INSTALLED BY CIVIL CONTRACTOR
 'E' = 70% OF PIPE DIA. FIRST BACKFILLING ZONE TO SIDES OF PIPE IN 150mm LAYERS MAX. ~ SELECTED FILL IMPORTED AND INSTALLED BY CIVIL CONTRACTOR
 'F' = 300mm SECOND BACKFILLING ZONE ~ SELECTED FILL, GRADED AND INSTALLED BY CIVIL CONTRACTOR
 'G' = EXCAVATED SOIL COMPACTED IN LAYERS OF 300mm UP TO FINISHED GROUND LEVEL BY CIVIL CONTRACTOR

TITLE: **HOLFORD BRINEFIELD - KGSP - TYPICAL PIPELINE CORRIDOR CONSTRUCTION METHODS**

THIS DRAWING IS PRIVATE AND CONFIDENTIAL, AND IS THE PROPERTY OF KEUPER GAS STORAGE LIMITED. IT MUST NOT BE COPIED OR LENT WITHOUT THE CONSENT OF KEUPER GAS STORAGE LIMITED BRINE AND WATER SECTION AND MUST BE RETURNED WITH TENDER AND / OR ON COMPLETION OF ORDER.		KEUPER GAS STORAGE LIMITED BRINE AND WATER SECTION, NORTHWICH SITES, HOLFORD BRINEFIELD, LOSTOCK GRALAM, NORTHWICH, CHESHIRE, CW9 7TD.		THIS DRAWING HAS BEEN GENERATED USING CAD BUT UNDER NO CIRCUMSTANCES SHOULD REVIEWS BE MADE TO THE DRAWING EXCEPT BY UPDATING THE CAD MASTER IMAGE. IF ANY DOUBT EXISTS PLEASE CONTACT HOLFORD DRAWING OFFICE FOR CONFIRMATION OF CURRENT DRAWING STATUS.		DRAWN BY: Alan Shelton CHECKED BY: RDS DATE: 02/02/2015	APPROVED BY: [Signature] DATE: 02/02/2015	WORKS PLANT REF: [Blank] APPLICATION NUMBER: EN030002	SCALE: 1:5000 1:200	SIZE: A3
REV	ALTERATIONS	CHKD BY	DATE	DESCRIPTION	SCALE	PROJECT No.	13-03-01/HOL/24/331	1:5000 1:200	13-03-01/HOL/24/331	REV: B1